

Lumber Product Catalogue

High-quality Taeda Pine lumber
from responsibly managed forests.

Species:
Southern yellow pine (SYP)
Loblolly pine
Pinus taeda

 **Arboreal**



The mark of
responsible forestry

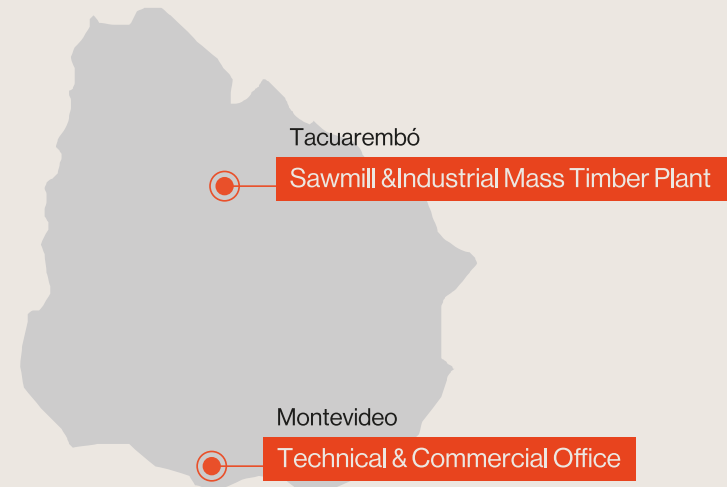
About us



We are Uruguay's **highest-volume pine sawmill** and the **largest Mass Timber industrial plant** in South America, the only one of its kind in our country.



Our **vertical integration** allows us to offer a wide range of products, from **sawn timber** to **engineered wood solutions**, specifically designed for each construction project and supported by a specialized technical team.



Our mission



Accelerating the transition to net zero carbon emissions.

Our products help store carbon by extending the service life of wood in long-lasting applications.



Our figures




Annual production capacity based on *Pinus taeda* and *Pinus elliottii*.





Logs

600.000 tons/year



Sawn Timber

285.000 m³



Mass Timber

30.000 m³



Our certifications and evaluations



The mark of responsible forestry


FSC® Certified Chain of Custody

Raw material from certified plantations.



Third-party verified reports on a product's life-cycle environmental impact

GLT, CLT, Finger-Joint, Structural timber



European market

GLT, CLT, Finger-Joint, Structural timber



ICC-ES U.S. market

GLT, CLT

Our sawmill advantage



Automatic classification: visual or structural

Our sorting line operates with Microtec equipment:

- Density is measured by an arrangement of four Denscan.
- Moisture is determined by our two M3 scanners.
- Visual properties and dimensions are obtained from our transverse scanner, GoldenEye 900.
- Strength classes are assigned by using the ViscanPlus.

Grading capabilities:

- 18 different strength class combinations available, ranging from C14 to C30.
- UK grade TR26 available and our proprietary grade uC12 available.
- Sorting capacity of up to 100 boards per minute.

Our logistics advantage



Global Presence:

- **Volume:** 400 containers monthly / Approx. 5,000 annually.
- **Reach:** 30+ countries across 5 continents.
- **Network:** Serving 65 international ports worldwide.

Advanced Loading - Active Loadplate:

- **System:** Automated "one-shot" container loading.
- **Product Care:** Specialized handling designed to protect lumber packages.
- **Streamlined Logistics:** Optimizes loading cycles to improve delivery lead times.

About our lumber



Physical and mechanical characteristics


Density	450 – 525 kg/m ³
Colour	The sapwood is pale yellow.
Shrinkage	Radial 4.8%. Tangential: 7.4%. Volumetric : 12.3% T/R ratio: 1.5.
Machining	Exhibits excellent machining properties, producing clean, smooth surfaces with a light yellow tone.
Strength	Reliable structural performance with mechanical properties that make it suitable for a wide range of structural wood products.
Treatment	High impregnability exhibited by the sapwood, achieving deep and uniform penetration of preservatives, while maintaining proper retention.



Clear (mix S3/S4)



High-quality light-colored wood.
3 or 4 clear faces, with minimal knot presence allowed on a single face.



Grading Rules

Knots

3 and 4 side clear face mixed in proportion 50%/50%. A maximum knot size of 50 mm is permitted on one wide face. Average recovery greater than 90% across the total volume, with minimum lengths of 300 mm.

Checks

Maximum 100 mm in length.

Pith

Not permitted.

Splits

Not permitted.

Wane

“Pencil wane” is allowed, up to 8 mm x 8 mm x 500 mm. Maximum 10% of the pieces.

Moisture Content (%)

Average: 11%
Range: 8.0 – 14.0%

Blue Stain

Not permitted.

Decay / Deterioration

Not permitted.

Mold

Not permitted.

Certification

FSC®


Clear (mix S3/S4)



COL-A



Good recovery of clear wood after reprocessing / finger jointing.
Free of stains.



Grading Rules

<p>Knots Sound and unsound knots are permitted.</p>	<p>Checks Maximum 100 mm in length.</p>
<p>Pith Pith is not permitted. Fine pith traces are allowed on one wide face, up to a maximum of 300 mm.</p>	<p>Splits Maximum 100 mm in length.</p>
<p>Wane “Pencil wane” is allowed, up to 8 mm x 8 mm x 500 mm. Maximum 10% of the pieces.</p>	<p>Moisture Content (%) Average: 11% Range: 8.0 – 14.0%</p>
<p>Blue Stain Not permitted.</p>	<p>Decay / Deterioration Not permitted.</p>
<p>Mold Not permitted.</p>	<p>Certification FSC®</p>


COL-A



COL-B



Lower-grade knotty lumber, with reduced recovery of clear wood after finger jointing.
Free of stains.



Grading Rules

Knots

Lower-quality knotty lumber with reduced clear recovery after remanufacturing.

Checks

Maximum 200 mm in length.

Pith

Fine pith traces are permitted on one wide face. Maximum length: 600 mm.

Splits

Maximum 200 mm in length.

Wane

“Pencil wane” is allowed, up to 10 mm x 10 mm x 500 mm. Maximum 10% of the pieces.

Moisture Content (%)

Average: 11%
Range: 8.0 – 14.0%

Blue Stain

Not permitted. Very light light-brown or pinkish discoloration is allowed.

Decay / Deterioration

Not permitted.

Mold

Staining is permitted on more than 10% of the surface.

Certification

FSC®


COL-B



IND - Industrial



Sawn from the center of the log.
Ideal for industrial or packaging applications.



Grading Rules

<p>Knots Permitted, unlimited.</p>	<p>Checks Maximum 200 mm in length.</p>
<p>Pith Permitted, unlimited.</p>	<p>Splits Maximum 200 mm in length.</p>
<p>Wane “Pencil wane” is allowed, up to 10 mm x 10 mm x 500 mm. Maximum 10% of the pieces.</p>	<p>Moisture Content (%) Average: 11% Range: 8.0 – 14.0%</p>
<p>Blue Stain Not permitted. Very light light-brown or pinkish discoloration is allowed.</p>	<p>Decay / Deterioration Not permitted.</p>
<p>Mold Not permitted.</p>	<p>Certification FSC®</p>


IND - Industrial



Fitch



Sawn from the center of the log.
Ideal for industrial or packaging applications.



Grading Rules

<p>Knots Permitted, unlimited.</p>	<p>Checks Maximum 200 mm in length.</p>
<p>Pith Permitted, unlimited.</p>	<p>Splits Maximum 200 mm in length.</p>
<p>Wane “Pencil wane” is allowed, up to 8 mm x 8 mm x 500 mm. Maximum 10% of the pieces.</p>	<p>Moisture Content (%) Average: 11% Range: 8.0 – 14.0%</p>
<p>Blue Stain Not permitted. Very light light-brown or pinkish discoloration is allowed.</p>	<p>Decay / Deterioration Not permitted.</p>
<p>Mold Not permitted.</p>	<p>Certification FSC®</p>


Flicht



Mill - Run



Custom grade that includes all qualities obtained from the same log.
Contains a mix of COL-A, COL-B, and IND pieces.



Grading Rules

<p>Knots Permitted, unlimited.</p>	<p>Checks Maximum 200 mm in length.</p>
<p>Pith Permitted, unlimited.</p>	<p>Splits Maximum 200 mm in length.</p>
<p>Wane “Pencil wane” is allowed, up to 10 mm x 10 mm x 500 mm. Maximum 10% of the pieces.</p>	<p>Moisture Content (%) Average: 11% Range: 8.0 – 14.0%</p>
<p>Blue Stain Not permitted. Very light light-brown or pinkish discoloration is allowed.</p>	<p>Decay / Deterioration Not permitted.</p>
<p>Mold Not permitted.</p>	<p>Certification FSC®</p>

Mill - Run



Thickness (mm)



Consistent thickness, as it is sawn with a circular sawmill rather than a band saw.



Available sizes



Standard length: **4000 mm** for all grades.

Qualities	Thickness (mm)								Width (mm)				
	25	32	35	38	50	75	80	90	100	125	150	200	250*
Clear Mix (S3/S4)													
COL-A													
COL-B													
IND (Industrial)													
Fitch													
Mill-Run													

* IND 38x250 / COL-A 50x250 / CLEAR 50x250

Cross Laminated Timber (CLT)



Cross-laminated timber made with structural finger-jointed solid timber, from machine-graded pine boards obtained from FSC® certified plantations.



Features of CLT

MANUFACTURING STANDARD

The manufacture and quality control are according to European standard EN 16351:2021 or ANSI/APA PRG 320: 2025.

WOOD SPECIES

Southern yellow pine: Loblolly pine (*Pinus taeda*) and Slash pine (*Pinus elliottii*) from locally sourced FSC® certified plantations.

APPLICATIONS

- Slabs
- Walls
- Roofs

LAYERS

CLT panels can be manufactured with 3, 5, 7, or 9 layers*.

STRUCTURAL ADHESIVE

- Single-component PUR cold-curing structural adhesive.
- In accordance with EN 15425 I 90 GP 0.3 w.
- Free of organic solvents or formaldehyde.
- Resistant to water, weak acids and bases, and organic solvents.

*ETA includes up to 7 layers.

Dimensions

- Total height (mm): from 66 to 355.
- Widths (m): up to 3.3*.
- Lengths (m): up to 11.9*.

*The maximum press dimension is 12 m x 3,5 m. The maximum dimension is determined by transport and cutting offset.

Certifications



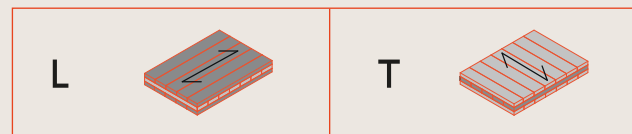
ETA-24/1202 according to EAD-130005-00-0304.



ICC-ES Evaluated ESR-5363.

Configurations and Layers

The CLT panels are made with the external layer following the main axis of the panel, namely longitudinal (L) or with the external layer perpendicular to the main axis of the panel, namely transversal (T).



CLT panels can be manufactured with 3, 5, 7, or 9 layers*.

*ETA Certificate 24/1202 includes CLT panels with a maximum of 7 layers.

Type

Thickness wise, the panels are symmetrical. Type "s" indicates that the CLT panel is made with standard orthogonal layup.

Type "d" indicates that the first and second external layers are in the same direction.



Glue Laminated Timber (GLT)



Glued laminated timber made with structural finger-jointed solid timber, from machine-graded pine boards obtained from FSC® certified plantations.



The mark of responsible forestry

Features of GLT

MANUFACTURING STANDARD

The manufacture and quality control are according to: EN 14080:2022 or ANSI A190.1:2022.

WOOD SPECIES

Southern yellow pine: Loblolly pine (*Pinus taeda*) and Slash pine (*Pinus elliottii*) from locally sourced FSC® certified plantations.

APPLICATIONS

• Beams • Columns and posts • Structural components

STRENGTH CLASSES

GL22h y GL24h.

STRUCTURAL ADHESIVE

- Single-component PUR cold-curing structural adhesive.
- In accordance with EN 15425 I 90 GP 0.3 w.
- Free of organic solvents or formaldehyde.
- Resistant to water, weak acids and bases, and organic solvents.

Dimensions

- Layer thickness (mm): 35, 45 | Total height (mm): up to 990.
- Width (mm): 145, 196 and 240 for a single piece.
- Length (m): up to 11.8.

Strength classes

GL22c, GL22h and GL24h. Check ESR-5362 for design values, according to ANSI 190.1.

Property	Unit	GL22c	GL22h	GL24h
Bending strength parallel to the fibre, characteristic value ($f_{m,g,k}$)	N/mm ²	22	22	24
Modulus of elasticity in bending parallel to the fibre, average value ($E_{0,g,mean}$)	kN/mm ²	10.4	10.5	11.5
Density, characteristic value ($\rho_{g,k}$)	Kg/m ³	355	370	385

Certifications



EN 14080



ICC-ES Evaluated ESR-5362.

Lumber Sales

lumbersales@arboreal.com

+ 598 92 239 053

Ejido 1275, Montevideo, Uruguay

Tacuarembó Plant

+598 463 30000

Ruta 26 Km 224 Paso Santander

arboreal.com

